




















Glitsa Swedish Systems

		or			+			or			=	2 Coat Glitsa System (1 Day)	
Day 1			Day 1										
		+			or			=	2 Coat Glitsa System (2 Days)				
Day 1			Day 2										
		+			+			or			=	Extra Build System (2 Days)	
Day 1 (or Satin Sealer)			Day 1 (or Satin Sealer)			Day 2							
		+			+			or			=	Extra Build System (3 Days)	
Day 1			Day 2			Day 3							
		<p>Glitsa Gold Seal Lite Scent can also be used to recoat over Glitsa Gold Seal after 24 hours if another topcoat is necessary.</p>				<p>When using new and improved Gold Seal Stains please allow for appropriate dry times.</p>				<p>WOOD FLOOR ACCESSORIES</p> <ul style="list-style-type: none"> • Gold Seal Aerosol • Glitsa Clean • Safeglide® Floor Protectors • Maintenance Mops • Tack Mops 			

Dry times may vary due to temperature and humidity.
Coating heavier than recommended can also increase dry times. See directions for use.



Glitsa Waterborne Systems

Residential System



seal coat

Day 1



1st coat

Day 1



2nd coat

Day 2

Residential and Light Commercial System



seal coat

Day 1



1st coat

Day 1



2nd coat

Day 2

Commercial and Heavy Residential System



seal coat

Day 1



or



1st coat

Day 1



or



2nd coat

Day 2

Hybrid System

(Allow 24 hour dry for seal coat)



seal coat



seal coat

Day 1



or



Top coat

Day 2

When using a waterborne finish over a solvent sealer, discoloration or blotchiness can occur over time if the wood surface is not thoroughly sealed in preparation for a waterborne coating. Highly photosensitive woods are especially prone to this phenomenon. To prevent or reduce this when using the Glitsa hybrid system, the following procedures are recommended:

For most wood species: For best results, apply two coats Glitsa Sealer at maximum coverage rates to fully seal the wood surface in preparation for a waterborne topcoat. Minimize drips or heavy spots, and carefully feather out any stops marks.

For photosensitive wood species (Brazilian Cherry, Fir, Cherry, Mesquite, etc.): Best results are obtained using either the complete Swedish system (Bacca, Glitsa Sealer or Satin Sealer and Gold Seal or LiteScent) or the complete Glitsa waterborne system (Quality Seal and HP, Infinity II or GlitsaMax). Always take into consideration that jobsite conditions (i.e., low temperatures, high humidity, etc.) may extend dry times.

DAY 1 DAY 2



PERFORMANCE ADDITIVES

ProLink is an optional crosslinker for the final coat of Infinity II to increase chemical resistance and anti-abrasion qualities of Infinity II.



WOOD FLOOR ACCESSORIES

- Glitsa Clean
- Safeglide[®] Floor Protectors
- Maintenance Mops
- Tack Mops